

The data in this dashboard represent a snapshot in time and are subject to change as public health investigations into reported cases continue, and as ongoing data quality updates are undertaken, such as correcting for missing or overcounted cases and deaths. The number of cases reported on any given day may change as cases may be referred between jurisdictions or, following further investigation, individuals may no longer meet the case definition. The data shown here may differ from other sources as data may be extracted at different times.

If you have questions about accessibility or require content in an alternative format, please contact accessibility@mlhu.on.ca.

- Respiratory summary

COVID-19

Influenza

Other respiratory viruses

ED visits

Technical notes

Respiratory Transmission Risk Assessment

Middlesex-London region is in a Non-High Risk Period for Respiratory Illness


Indicator	Activity Level
1. New outbreaks (COVID-19, influenza and RSV) in health care facilities	Low
2. New hospitalizations (COVID-19, influenza and RSV)	Low
3a. Percent test positivity for COVID-19	Low
3b. Percent test positivity for influenza	Low
4. Emergency department visits due to influenza-like illness syndrome	Low

Note: Please refer to the *Technical notes* for the definition of activity level of each indicator.

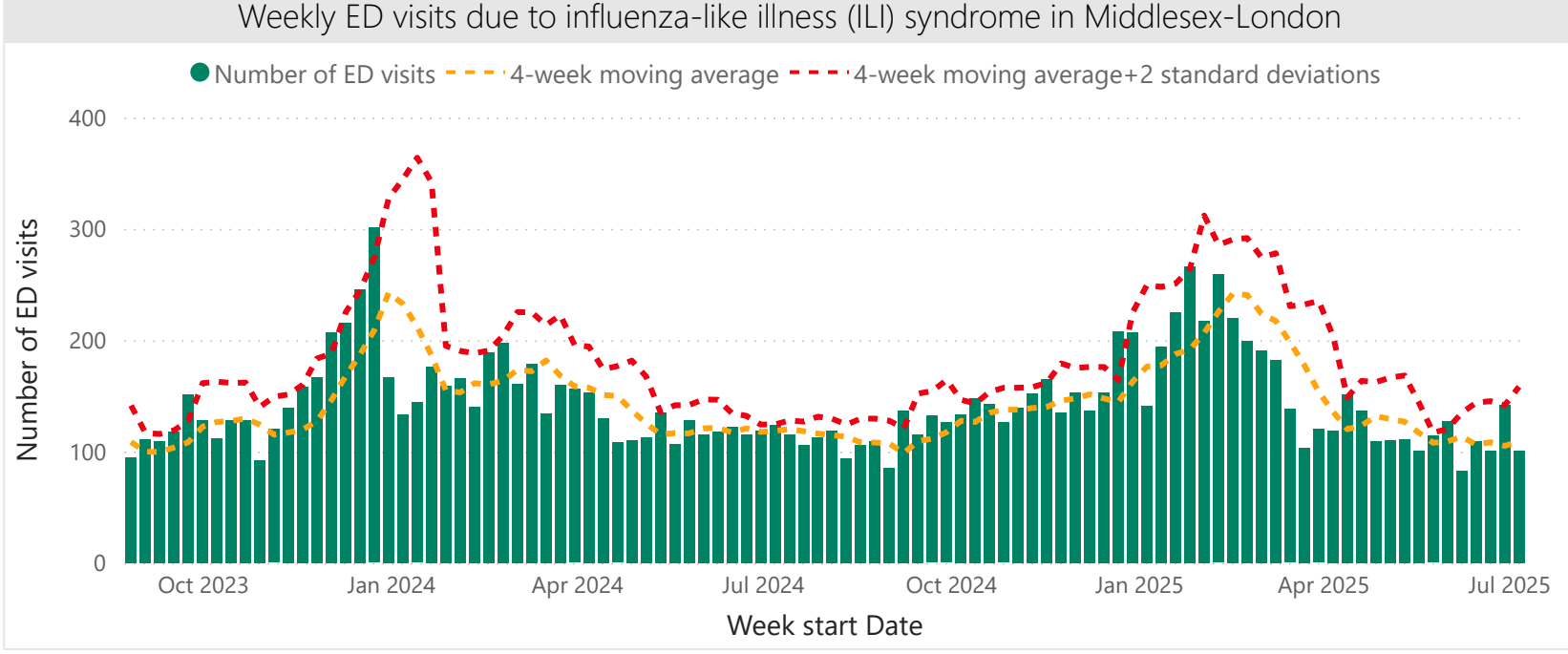
COVID-19 Summary

<u>Local</u> metrics	Week 28 (July 6 - July 12, 2025)	Season to date (Aug 25, 2024 - July 12, 2025)	Trend (compared to previous week)
	Deaths 0	Deaths 54	
	New outbreaks 1	Outbreaks 110	
	Percent positivity 2.8%	Percent positivity 10.9%	
<u>Provincial</u> metrics	Week 27 (June 29 - July 5, 2025) Provincial weekly indicator change: Similar		

Influenza Summary

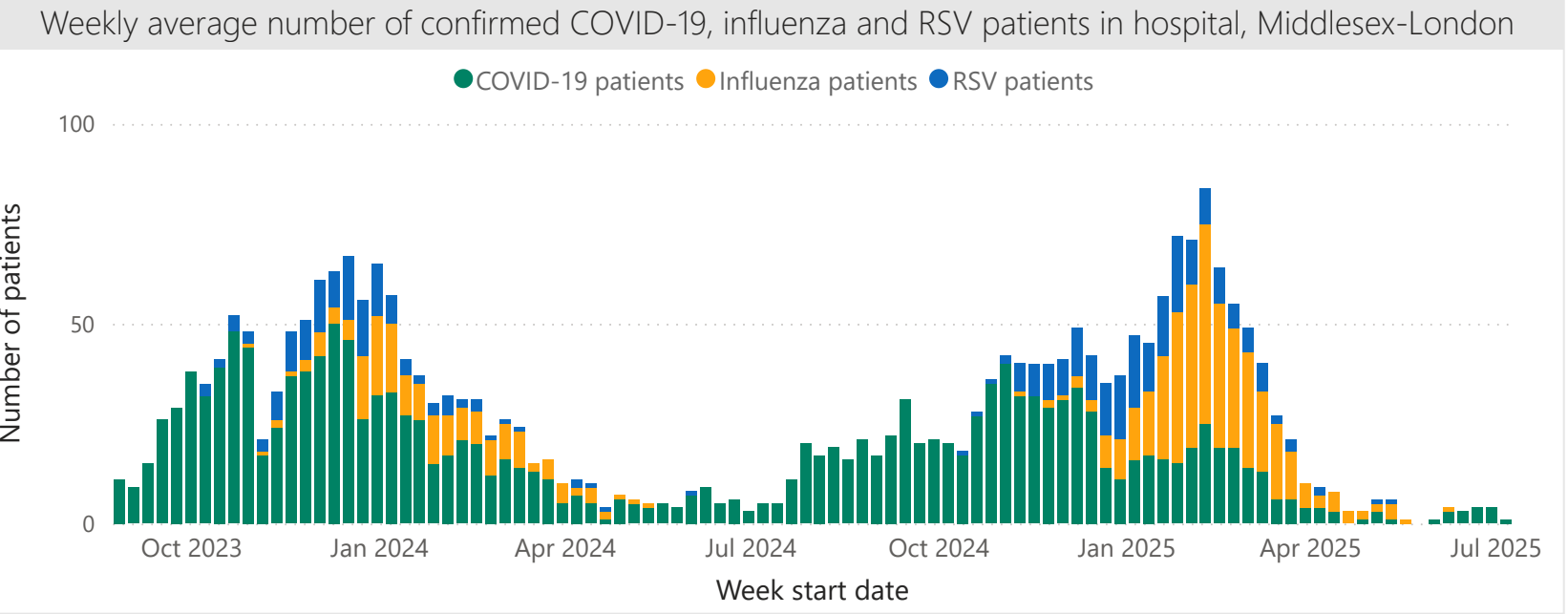
<u>Local</u> metrics	Week 28 (July 6 - July 12, 2025)	Season to date (Aug 25, 2024 - July 12, 2025)	Trend (compared to previous week)
	Cases 0	Cases 1441	
	Deaths 0	Deaths 30	
	New outbreaks 0	Outbreaks 26	
	Percent positivity 0.0%	Percent positivity 9.5%	
<u>Provincial</u> metrics	Week 27 (June 29 - July 5, 2025) Provincial weekly indicator change: Lower		

Emergency Department Visits



Source: Acute Care Enhanced Surveillance (ACES), KFL&A Public Health.
Note: Influenza-like illness (ILI) syndrome includes fever, myalgia, undifferentiated flu according to ICD-10 codes of R50 (Fever of other and unknown origin), J10 (Influenza due to identified seasonal influenza virus) and J11 (Influenza, virus not identified).

Hospital Bed Occupancy



Source: Visual Analytics Hub, Capacity Planning and Analytics Division, Ontario Ministry of Health.

Provincial and national reports:
The latest *Ontario Respiratory Virus Tool*, issued by PHO, is available at: [Ontario Respiratory Virus Tool](#).
The latest *Flu Watch* report, issued by the Public Health Agency of Canada (PHAC), is available at: [Weekly influenza reports](#).
Emergency department visits due to respiratory syndrome, is available at: [Viral Respiratory Mapper](#).