

## RELATED FOUNDATIONS:

- Curriculum Teaching & Learning

## RESOURCES:

- [Online storybook](#) for Murray & Bird: Murray's Outdoor Adventure

## Our School's Outdoor Adventure

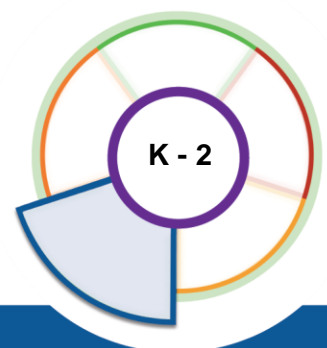
**ACTIVITY GOAL:** To have fun outdoors while exploring and becoming familiar with the schoolyard.

### ACTIVITY INSTRUCTIONS:

1. Visit the [Middlesex-London Health Unit website](#) to download a copy of Murray & Bird: Murray's Outdoor Adventure storybook.
2. Read the book for the class.
3. Divide the class into smaller groups, providing each group with a clipboard, paper, and pencil.
4. Encourage groups to explore the schoolyard, identifying the location of key landmarks and taking notes.
5. When back in class, have groups create a map of the school yard by drawing their own images or using the images from [Places in My Schoolyard](#) handout.


### Ideas to complement this activity:

- Have a class discussion about recess activities that could take place in the different areas of the schoolyard.





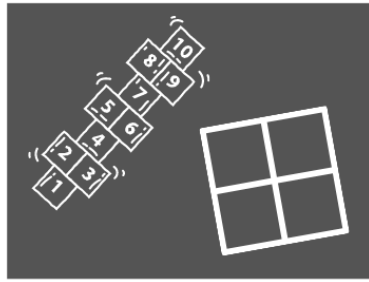
# Places in My Schoolyard



Cut out images of places you find in your schoolyard.  
Glue on a separate piece of paper to create a map.



Playground



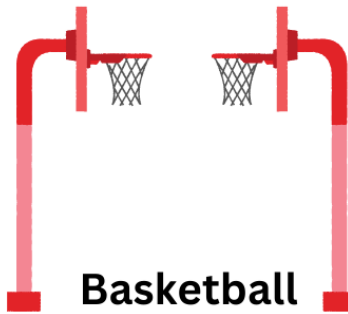
Tarmac



Sports Field




School



Basketball  
Hoops



Sand Pit



Trees



Benches



Portables