

## RELATED FOUNDATIONS:

- Student Engagement

## RESOURCES:

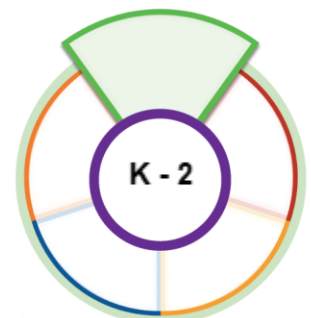
- [Online storybook](#) for Murray & Bird: Murray's Outdoor Adventure
- Butterfly Grow Kit
- [The Butterfly Life Cycle activity sheet](#)

## Butterfly Life Cycle

**ACTIVITY GOAL:** To observe the life cycle of a butterfly to spark students' interest in nature and exploring the outdoors.


### ACTIVITY INSTRUCTIONS

1. Purchase a Butterfly Grow Kit. Kits can be purchased from board approved stores or online.
2. Visit the [Middlesex-London Health Unit website](#) to download a copy of Murray & Bird: Murray's Outdoor Adventure storybook.
3. Read the book for the class.
4. As a class, set up the Butterfly Grow Kit.
  - a. Have students complete the [Butterfly Life Cycle activity sheet](#).
  - b. As a class, make and track observations as the butterfly develops through the different stages of its life cycle (e.g., colour, shape, activity, diet).
5. Release your adult butterfly outside according to the instructions from your Butterfly Grow Kit.






# Butterfly Life Cycle



Fill in the blanks with the stages of the butterfly life cycle



Butterfly  
Life Cycle

